










## NCSL Capitol Security Survey (2009-2010)

1. Please list your state








		Response Total	Response Percent
Alabama	■	2	3%
Alaska	■	1	2%
Arizona		0	0%
Arkansas	■	1	2%
California	■	1	2%
Colorado	■ ■	3	5%
Connecticut		0	0%
Delaware	■	1	2%
Florida	■	1	2%
Georgia	■	1	2%
Hawaii	■	1	2%
Idaho	■	1	2%
Illinois		0	0%
Indiana	■	1	2%
Iowa	■	1	2%
Kansas	■	1	2%
Kentucky	■	1	2%
Louisiana	■	1	2%
Maine	■	1	2%
Maryland	■	1	2%
Massachusetts	■	1	2%
Michigan	■	1	2%
Minnesota	■ ■	2	3%
Mississippi	■	1	2%
Missouri	■ ■	2	3%
Montana	■	2	3%
Nebraska	■ ■ ■ ■ ■ ■	6	10%
Nevada	■	1	2%
New Hampshire	■ ■ ■	3	5%
New Jersey	■	1	2%
New Mexico	■	1	2%
New York		0	0%
North Carolina	■	1	2%
North Dakota	■	1	2%
Ohio	■	1	2%
Oklahoma	■	1	2%
Oregon	■	1	2%
Pennsylvania	■	1	2%
Rhode Island	■	1	2%
South Carolina	■	1	2%
South Dakota	■	1	2%
Tennessee	■	1	2%
Texas	■	1	2%
Utah	■	1	2%
Vermont	■	1	2%

Virginia		1	2%
Washington		1	2%
West Virginia		1	2%
Wisconsin		1	2%
Wyoming		1	2%
		<b>Total Respondents</b>	<b>59</b>



2. Landscaping features are often used to prevent a vehicle from getting too close to the capitol. What types of these features do you have around the perimeter of the capitol building for this purpose?

		Response Total	Response Percent
Bollards		24	62%
Planters		22	56%
Walls		10	26%
Swales		0	0%
Ponds		1	3%
Fountains		1	3%
Concrete Benches		8	21%
Large Trees		12	31%
Light posts		7	18%
Other, please specify <a href="#">view</a>		9	23%
		<b>Total Respondents</b>	<b>39</b>
		(skipped this question)	20




3. How many entrances of the Capitol are open to the public?

		Response Total	Response Percent
One		5	10%
Two		14	28%
Three		5	10%
Four		10	20%
Five		5	10%
Six		2	4%
More Than Six		9	18%
		<b>Total Respondents</b>	<b>50</b>
		(skipped this question)	9






4. Are security guards present at those entrances?

		Response Total	Response Percent
Yes		26	52%
No		24	48%
		<b>Total Respondents</b>	<b>50</b>
		(skipped this question)	9















5. Are the security guards armed at those entrances?

		Response Total	Response Percent
Yes		17	65%
No		7	27%
Additional Comments (optional)	 <a href="#">view</a>	2	8%
		<b>Total Respondents</b>	<b>26</b>
		(skipped this question)	33

6. What type of security equipment is being used in those entrances?

		Response Total	Response Percent
Walk Through Metal Detectors		19	68%
Hand Held Metal Detectors		14	50%
X-Ray Machines		13	46%
Hand Searches		9	32%
Additional Comments (optional)	 <a href="#">view</a>	11	39%
		<b>Total Respondents</b>	<b>28</b>
		(skipped this question)	31

7. Who is required to pass through detectors, receive hand searches, or run personal items through x-ray machines?

		Response Total	Response Percent
Governor		1	4%
Governor's Staff		2	8%
Legislators		1	4%
Legislative Staff		3	12%
Constitutional Officers		3	12%
Staff		3	12%
Other Capitol Occupants		4	16%
Custodial Staff		3	12%
Media		14	56%
Lobbyists		16	64%
General Public		20	80%
School Groups		18	72%
Orchestras/Bands		15	60%
Other, please specify	 <a href="#">view</a>	7	28%
		<b>Total Respondents</b>	<b>25</b>
		(skipped this question)	34

8. Are ID badges required in the building?

		Response Total	Response Percent
--	--	----------------	------------------

Yes		24	45%
No		24	45%
Additional Comments	<a href="#">view</a>	5	9%
		<b>Total Respondents</b>	<b>53</b>
		(skipped this question)	6

9. Who is required to wear the badges?

		Response Total	Response Percent
Legislators		13	57%
Legislative Staff		21	91%
Governor's Staff		19	83%
Custodial Staff		20	87%
Lobbyists		15	65%
Media		16	70%
Other, please specify	<a href="#">view</a>	8	35%
		<b>Total Respondents</b>	<b>23</b>
		(skipped this question)	36

10. Are packages and mail x-rayed prior to delivery in the capitol?








		Response Total	Response Percent
Yes		0	0%
No		0	0%
		<b>Total Respondents</b>	<b>0</b>
		(skipped this question)	59

11. How are packages and mail handled in your capitol?



		Response Total	Response Percent
X-rayed prior to delivery (remote location)		0	0%
Scanned for explosives whenever they appear questionable (remote location)		0	0%
X-rayed prior to delivery (onsite)		0	0%
Scanned for explosives whenever they appear questionable (onsite)		0	0%
		<b>Total Respondents</b>	<b>0</b>
		(skipped this question)	59

12. Who is allowed to carry weapons into the capitol building?



		Response Total	Response Percent
Capitol Police or State Police tasked with securing the building		43	91%

Sergeant at Arms		<b>8</b>	<b>17%</b>
Commissioned Police Officers on official business		<b>36</b>	<b>77%</b>
Commissioned Peace Officers not on official business		<b>20</b>	<b>43%</b>
Governor's Security Detail		<b>38</b>	<b>81%</b>
Private Citizens With Concealed Weapons Permit		<b>10</b>	<b>21%</b>
Everyone		<b>3</b>	<b>6%</b>
Other, please specify <a href="#">view</a>		<b>2</b>	<b>4%</b>
		<b>Total Respondents</b>	<b>47</b>
		(skipped this question)	12



**13.** Does your Senate Chamber have Commissioned Peace Officers providing security?

		<b>Response Total</b>	<b>Response Percent</b>
Yes		<b>25</b>	<b>52%</b>
No		<b>23</b>	<b>48%</b>
		<b>Total Respondents</b>	<b>48</b>
		(skipped this question)	11

**14.** Does your House Chamber have Commissioned Peace Officers providing security?

		<b>Response Total</b>	<b>Response Percent</b>
Yes		<b>22</b>	<b>49%</b>
No		<b>23</b>	<b>51%</b>
		<b>Total Respondents</b>	<b>45</b>
		(skipped this question)	14

**15.** Do you have a specific plan in place to increase security under certain circumstances?

		<b>Response Total</b>	<b>Response Percent</b>
Yes		<b>38</b>	<b>84%</b>
No		<b>7</b>	<b>16%</b>
		<b>Total Respondents</b>	<b>45</b>
		(skipped this question)	14

**16.** What circumstances would require an increased level of security?

		View responses to this question <a href="#">view</a>
		<b>Total Respondents</b> <b>32</b>
		(skipped this question) 27

17. What types of monitoring equipment is being used inside and outside the capitol?

		Response Total	Response Percent
Exterior Closed Circuit TV	[REDACTED]	40	91%
Interior Closed Circuit TV	[REDACTED]	39	89%
Intercom Services	[REDACTED]	17	39%
Motion Sensors	[REDACTED]	11	25%
Other, please specify <a href="#">view</a>	[REDACTED]	9	20%
		<b>Total Respondents</b>	<b>44</b>
		(skipped this question)	15

18. What entity oversees general security at the state capitol?

		Response Total	Response Percent
Capitol Police	[REDACTED]	16	38%
State Police	[REDACTED]	12	29%
Capitol Security	[REDACTED]	4	10%
Sergeant at Arms	[REDACTED]	3	7%
Additional Comments (optional) <a href="#">view</a>	[REDACTED]	7	17%
		<b>Total Respondents</b>	<b>42</b>
		(skipped this question)	17

19. Please submit your name and email so that we can send you the final survey results (optional).

		Response Total	Response Percent
<a href="#">view</a> Name	[REDACTED]	44	75%
<a href="#">view</a> Email	[REDACTED]	44	75%
		<b>Total Respondents</b>	<b>44</b>
		(skipped this question)	15